
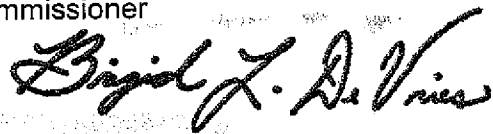


# Kentucky High School Athletic Association

To: Superintendent, Principal, and Athletic Director

From: Louis Stout, Commissioner   
Brigid L. DeVries, Executive Assistant Commissioner

Date: May 1, 2002




Subject: 2001-2002 Annual Report Forms Submission

School: Nelson County High School

Enclosed please find a copy of Form T-65, The 2001-2002 Annual Report Forms Checklist. In addition, you may find an attachment with corrected copies of the forms submitted by your school personnel. Please review this information so the forms can be completed accurately in the future. Also, KHSAA Audit Staff may have requested a re-submission of some of the 2001-2002 Annual Report Forms or need additional information on your athletic programs. Please submit this information by the date requested if this is applicable. Copies and all KHSAA Title IX documents must be kept current and included in your permanent Title IX File at the school. All documents are subject to Open Records Requests.

Should you need any further information, please do not hesitate to call anytime.



Memo

To: KHSAA Member School Superintendents, Principals, and Athletic Directors

From: Louis Stout, Commissioner  
Brigid L. Devries, Executive Assistant Commissioner

Date: April 30, 2002

Re: 2002 Title IX Forms Submission

School	Nelson County	Reviewed by	Phyllis Catlett
--------	---------------	-------------	-----------------

The following is a status report regarding the required 2001 - 2002 Title IX submission of forms due in to the KHSAA office by April 15, 2002. Appropriate audit personnel have reviewed these forms and the following is a summary of this review.

I. Checklist of Forms properly submitted in a satisfactory manner:

<input checked="" type="checkbox"/>	GE 19 (Annual Verification)	<input checked="" type="checkbox"/>	T-35 (Budget Expenses)
<input checked="" type="checkbox"/>	T-1 (Summary Program Chart 1)	<input checked="" type="checkbox"/>	T-36 (Budget Expenses)
<input checked="" type="checkbox"/>	T-2 (Summary Program Chart 2)	<input checked="" type="checkbox"/>	T-41 (Checklist – Overall Interscholastic Program)
<input checked="" type="checkbox"/>	T-3 (Summary Program Chart 3)	<input checked="" type="checkbox"/>	T-60 (Corrective Action Plan)
<input checked="" type="checkbox"/>	T-4 (Summary Program Chart 4)	<input checked="" type="checkbox"/>	T-63 (Interscholastic Survey Results)

II. Status

A.	<input checked="" type="checkbox"/>	2001 – 2002 Forms are satisfactory and no further information or action is necessary at this time.
B.		Errors have been noted with respect to the following forms and corrected copies are being returned to you for placement in your Title IX file to ensure proper submission in the future.
C.		The following forms were omitted and must be submitted by school representatives.
D.	<input checked="" type="checkbox"/>	Other Recommendation and Comments:
		<u>Adding locker space and restroom facilities appears to be an area of priority for softball and baseball. The KHSAA will continue to monitor your progress. Have a good summer.</u>

SARA WILSON  
PRINCIPAL

WILLIAM BROADDUS  
ATHLETIC DIRECTOR



APR 17 2002

PENNY BRADLEY  
ASSISTANT PRINCIPAL

DANIEL P. BRADLEY  
ASSISTANT PRINCIPAL

MICHAEL S. GLASS  
ASSISTANT PRINCIPAL

**NELSON COUNTY HIGH SCHOOL**  
1070 BLOOMFIELD ROAD  
BARDSTOWN, KENTUCKY 40004  
PHONE 502-349-7010  
FAX 502-349-7017

April 15, 2002

Dear Ms. DeVries,

Thank you for speaking with me concerning our Title IX reports. I am writing this letter to explain the reason why the documents for Nelson County High School are late. This is my first year as Title IX coordinator for Nelson County High School. I looked over the documents prior to spring break and saw a date of June 30 on KHSAA form GE19 and assumed that the other documents were also due on that date.

There is really no excuse for this mistake. I am the only person to blame. I am working hard to complete the reports and will have them in the mail on Wednesday, April 17<sup>th</sup>.

Please accept my apology and believe me it will not happen again. If there is any way that you could avoid reporting Nelson County High School as not turning in their Title IX report, I would greatly appreciate it. I would hate to see the high school's reputation tarnished by my inadequacy.

Sincerely,

A handwritten signature in cursive script that reads "Penny Bradley".

Penny Bradley  
Assistant Principal

Cc Commissioner Louis Stout  
Dr. Janice Lantz, Supt.



### KENTUCKY HIGH SCHOOL ATHLETIC ASSOCIATION ANNUAL VERIFICATION OF TITLE IX PROCEDURES

(To be submitted annually by June 30)

The Nelson County High School, Barbastown, Kentucky  
(Name of High School) (City)

certifies to the Kentucky High School Athletic Association that the following is an accurate and true representation of the facts surrounding compliance with Title 20, U.S.C. Titles 1681-1688, et. Seq. (also known as Title IX)

*I certify the following provisions in accordance with records at the school, and to the best of my knowledge*

- The above referenced school has established a Gender Equity Committee and completed its tasks as follows
  - Meeting dates during past twelve months 8-16-99 9-14-99 6-17-00
  - Date of next Gender Equity Committee meeting 8-00
  - Gender Equity Committee Coordinator Mark E. Brown
  - Committee members (please print name and title) Mark Brown (Ast. Principal), D. H. Broadbus (Ad), Jamie Brown (G-UB-coach), Bill Osborne (Bd member), Judy Richardson (Bd member), Stewart Hurst (Booster), Lauren Furnish (G-Soccer), Kelly Wood (Baseball coach), Gale Phelps (G-R-Ball-coach)
- The above referenced school has a corrective action plan in place with a time-table for implementation with any planned changes.
  - Date of completion of last review of coaching stipends May 2000
  - Date of completion of last review of sports budgets June 2000
  - Date of completion of last implementation plan June 2000
  - Facilities Use & Improvement June 2000
  - Practice times & playing schedules June 2000
  - Coaching June 2000

(Attach timetable for improvement if areas have been identified.)
- The above referenced school has monitored the execution of the school's Title IX plan and made periodic reviews of the progress.
  - Date of completion of last self-assessment audit June 2000
- In addition to the above information, the above referenced school maintains a complete permanent file relative to Title IX records including copies of the self-assessment audit, corrective action plan, and other related materials.

\_\_\_\_\_  
(School Authorized Signature)

\_\_\_\_\_  
Position (Principal, Designated Rep)

\_\_\_\_\_, 19\_\_\_\_\_  
(Date)

\_\_\_\_\_  
(Superintendent Signature)

\_\_\_\_\_  
(School Board Chairperson)

*(Send original copy to KHSAA - Maintain duplicate in Title IX folder)*

APR 17 2002



**2001-2002 KENTUCKY HIGH SCHOOL ATHLETIC ASSOCIATION  
ANNUAL VERIFICATION OF TITLE IX PROCEDURES**  
(To be submitted by April 15, 2002 along with other required forms)

The Nelson County High School, Bardstown, Kentucky  
(Name of High School) (City)

certifies to the Kentucky High School Athletic Association that the following is an accurate and true representation of the facts surrounding compliance with Title 20, U.S.C. Titles 1681-1688, et. Seq. (also known as Title IX)

**I certify the following provisions in accordance with records at the school contained in the permanent Title IX file, and to the best of my knowledge have completed the following tasks. (All boxes must be checked)**

Established a gender equity committee at the high school. (list committee personnel and provide attachment if necessary)

	Name	Address	Phone	Title
1)	Penny Bradley	1070 Bloomfield Rd	Bardstown 349-7010	Assistant Principal
2)	Gary Miracle	1070 Bloomfield Rd	Bardstown "	Teacher- Soccer Coach (Girls)
3)	Don Bradley	1070 Bloomfield Rd	Bardstown "	Teacher- Softball + Girls' golf
4)	Katherine Lanway	1070 Bloomfield Rd	Bardstown "	Student
5)	Glenn Spalding	1070 Bloomfield Rd	Bardstown "	Teacher- Football Coach
6)	Kelly Wood	1070 Bloomfield Rd	Bardstown "	Teacher- Baseball + Basketball Coach
7)	Herbie Phelps	1070 Bloomfield Rd	Bardstown "	Teacher- Girls' Basketball
8)	Riek Hoops	1070 Bloomfield Rd	Bardstown "	Student Coach

Scheduled a minimum of three meetings during the 2001-2002 school year on the following dates:

10/23/01  
4/15/02  
5/21/02

Designated the following person(s) as the Title IX coordinator for the school/district:

Penny Bradley Assistant Principal 530 Summers Lane (502) 350-3605  
Name Title Address Phone

School personnel are continuing to make periodic reviews of the boys and girls athletics program reflected in the Corrective Action Plan.

In addition to the above information, the above referenced school maintains a complete permanent file relative to Title IX records including copies of the self-assessment audit, all corrective action plans, and other related materials.

Sara Wilson  
Principal's Signature

4-16 2002  
Date

Jamie D. [Signature]  
Superintendent Signature

Bill [Signature]  
School Board Chairpersons' Signature

(Send original copy to KHSAA - Maintain duplicate in Title IX school folder)

- 9) Belinda Tichenor PO Box 152 Bloomfield, KY 40008 Parent
- 10) Jim Fuller & 3 Tom Vittitow Lane Bardstown, KY Booster member
- 11) Tee Watkins 1023 Woodside Drive Bardstown, KY Parent
- 12) Aline Graer 8550 Highgrove Rd. Fairfield, KY 40020 Parent
- 13) Tommie Hurst 211 South 3rd Street Bardstown, KY Parent

2001-2002  
**ACCOMMODATION OF INTERESTS AND ABILITIES**  
**SUMMARY PROGRAM CHART 1**

KHSAA  
 Form T1  
 Rev. 07/01

**Participation Opportunities Test One**

		(Column 1)	(Column 2)	(Column 3)	(Column 4)
	Program	Enrollment	Percentage of Total Enrollment	Number of Interscholastic Participants (double and triple count)	Percentage of Total Participation
Row 1	GIRLS	689	49%	221	40%
Row 2	BOYS	710	51%	330	60%
Row 3	Totals	1399	100%	551	100%

Instructions:

\*Number of 8<sup>th</sup> grade students & below used in Column 4 calculations if applicable: 20

- Determine the total number of girls enrolled, (place in Row 1, Column 1). Determine the total number of boys enrolled, (place in Row 2, Column 1).
- Add the total number of girls and boys enrolled to determine total enrollment, (place in Row 3, Column 1).
- Calculate the percentage of total enrollment that is female. (Divide Row 1, Column 1 by row 3, Column 1 and place in Row 1, Column 2.) Calculate the percentage of total enrollment that is male. (Divide Row 2, Column 1 by Row 3, Column 1 and place in Row 2, Column 2.) Note: Row 1, Column 2 plus Row 2, Column 2 should total 100%.
- Ask the head coaches to review the most updated eligibility or squad lists for their teams. Ask coaches to confirm the names of those individuals who are on the team as of the first **date of competition**, and cross out the names of those who were cut from the team or quit the team prior to the first competitive event. Determine the total number of interscholastic athletics participants that are girls, (and place in Row 1, Column 3). In order to determine the total number of athletics participants, an individual should be counted each time he or she participates on a team. For example, if Jane Doe competes on the varsity volleyball team, the junior varsity volleyball team, the junior varsity basketball team, and the varsity softball team, she should be counted as four participants (**do not include club or intramural sports participants, cheerleaders, dance teams, or pom squads**). Calculate the same way for boys and girls. \* In addition, should 8<sup>th</sup> grade students and below play on a Freshman, Junior Varsity, or Varsity team, they should also be counted for each team and sport on which they participate. If applicable, please asterisk the above notation as to how many 8<sup>th</sup> grade students & below are included. Using the same procedure, determine the total number of interscholastic athletic participants that are boys, (and place in Row 2, Column 3). Add Row 1, Column 3 plus Row 2, Column 3 to get total participants and place in Row 3, Column 3.
- Calculate the percentage of female participation. (Row 1, Column 3 divided by Row 3, Column 3 and place in Row 1, Column 4.) Calculate the percentage of male participation. (Row 2, Column 3 divided by Row 3, Column 3 and place in Row 2, Column 4.) Note: Row 1, Column 4 plus Row 2, Column 4 should total 100%.

Note: While being within three percent is not a formal compliance standard; if the percent listed in Row 1, Column 4 is within 3% of Row 1, Column 2, then it provides a good target within which compliance is likely.

Principal's Signature: Sara Wilson Date: 4-16-02

**2001-2002**  
**ACCOMMODATION OF INTERESTS AND ABILITIES**  
**SUMMARY PROGRAM CHART 2**

KHSAA  
 Form T2  
 Rev. 07/01

**Participation Opportunities Test Two**

		Column 1	Column 2	Column 3	Column 4	Column 5	
Program		Number of Teams Currently Offered	Number of Participants	Number of Teams Added in Last Five Years	Number of Participants Added in Last Five Years	Percent of Total Participation By Sex Added in Last 5 Years	
<b>GIRLS</b>	Row 1	varsity:	8	101	1	15	15%
	Row 2	j.v.:	5	82	1	14	17%
	Row 3	frosh:	3	38	2	19	50%
	Row 4	total:	16	221	4	48	22%
<b>BOYS</b>	Row 5	varsity:	8	172	0	0	0%
	Row 6	j.v.:	7	93	0	0	0%
	Row 7	frosh:	3	65	0	0	0%
	Row 8	total:	18	330	0	0	0%

- 1) List the number of interscholastic teams offered for girls and boys at each competitive level (for example, varsity, junior varsity, and freshman levels). Total each of the entries in Column 1 into Row 4, Column 1 and Row 8, Column 1.
- 2) List the number of interscholastic teams that have been added in the last five years at each competitive level. Total each of the entries in Column 3 into Row 4, Column 3 and Row 8, Column 3.
- 3) List the number of participants that are currently on each level of the teams that were added in the last five years. Total each of the entries in Column 2 into Row 4, Column 2 for girls and Row 8, Column 2 for boys. If a team was added previously but no longer exists, there are no current participants to be added for that team.
- 4) List the number of participants added in the last 5 years. Total each of the entries made in Column 4 into Row 4, Column 4 for girls and Row 8, Column 4 for boys.
- 5) Calculate the percentage of participants that have been added in the last five years (Column 4 divided by Column 2 on each line). For example, if girls' varsity soccer (22 participants), junior varsity soccer (18 participants), junior varsity golf (8 participants), and freshman softball (15 participants) have been added in the last five years, then 63 participation opportunities have been added for girls. If the total number of female participants in the program is 96 (taken from Form T-1, Row 1, Column 3), then 65.6% of the current opportunities (63 of 96) have been added in the last five years. Perform similar calculations for male participants.

Note: If the percentage of current participants added in the last five years is 25% or greater, compliance with test two may be possible. If less than 25%, then compliance with test three should be analyzed. **CAUTION:** 25% is not a formal compliance standard.

Principal's Signature: Sara Wilson Date: 4-16-02



2001-2002  
**ACCOMMODATION OF INTERESTS AND ABILITIES**  
**SUMMARY PROGRAM CHART 3**

KHSAA  
 Form T3  
 Rev. 07/01

**Participation Opportunities Test Three**

For any question answered "YES" identify the respective sport(s).

	GIRLS (Yes / No)		BOYS (Yes / No)
1. Is there an intramural team offered in a sport not now available in the interscholastic athletics program? (YES or NO)	NO		NO
2. For a sport <u>not</u> currently offered, is there sufficient interest to form a viable interscholastic team based on participation on an intramural team or community recreation teams? (YES or NO)	NO		NO
3. For a sport <u>not</u> currently offered, is there sufficient interest to form a viable interscholastic team with the interscholastic survey.	NO		YES
4. For a sport currently offered, is there interest to form a viable team for a junior varsity, freshman, or other intramural level that is not currently offered? (YES or NO)	NO		NO
5. If you answered YES to question (1), (2), (3) or (4), are there enough high schools in your geographic area offering the sport (at the appropriate level) to allow for the development of a reasonable schedule of competition. (YES or NO)	NO		YES

Principal's Signature: Sara Wilson Date: 4-16-02

2001-2002  
**ACCOMMODATION OF INTERESTS AND ABILITIES**  
**SUMMARY PROGRAM CHART 4**

KHSAA  
 Form T4  
 Rev. 07/01

Levels of Competition Test One

		(Column 1)	(Column 2)
	Team Levels	GIRLS	BOYS
Row 1	Total Number of Athletics Participants in All Levels	221	330
Row 2	Number of Varsity Teams Offered	8	8
Row 3	Number of Participants on all Varsity Teams	101	172
Row 4	Percentage of Total Varsity Participants By Sex	46%	52%
Row 5	Number of Junior Varsity Teams Offered	5	7
Row 6	Number of Participants on all Junior Varsity Teams	82	93
Row 7	Percentage of Total Junior Varsity Participants By Sex	37%	28%
Row 8	Number of Freshman Teams Offered	3	3
Row 9	Numbers of Participants on all Freshman Teams	38	65
Row 10	Percentage of Total Freshman Participants By Sex	17%	20%

- 1) Copy the number entered on Form T1, Row 1, Column 3 and place on Row 1, column 1 of this form.
- 2) Copy the number entered on Form T1, Row 2, Column 3 and place on Row 1, column 2 of this form.
- 3) List the number of teams at the varsity, junior varsity, and freshman levels for boys and girls (Rows #2,5,8) and place in the proper boxes in columns 1 and 2.
- 4) List the number of teams at the varsity, junior varsity, and freshman levels for boys and girls (Rows #3,6,9) and place in the proper boxes in columns 1 and 2.
- 5) Calculate the percentage of female and male participants at each level. (Rows #4,7,10)
  - Divide Row 3, Column 1 by Row 1, Column 1, and place the percentage in Row 4, Column 1.
  - Divide Row 3, Column 2 by Row 1, Column 2, and place the percentage in Row 4, Column 2.
  - Divide Row 6, Column 1 by Row 1, Column 1, and place the percentage in Row 7, Column 1.
  - Divide Row 6, Column 2 by Row 1, Column 2, and place the percentage in Row 7, Column 2.
  - Divide Row 9, Column 1 by Row 1, Column 1, and place the percentage in Row 10, Column 1.
  - Divide Row 9, Column 2 by Row 1, Column 2, and place the percentage in Row 10, Column 2.

Principal's Signature: Sara Wilson Date: 4-16-02

2001-2002

**BUDGETED AND ACTUAL EXPENDITURES - PROGRAM COMPARISON CHART  
TO INCLUDE BOOSTER CLUB FUNDING**

	equipment and supplies		travel		awards		coaches' salaries (to include supplemental and extended employment)		facilities improvements		publications (if sport-specific)	
	B	E	B	E	B	E	B	E	B	E	B	E
G basketball	2500	3060	1200	1458	600	1055	11638	11638	0	0	0	0
B basketball	2700	5604	1200	1565	300	404	14228	14228	0	0	0	0
G softball	2200	5006	500	386	100	300	6496	6496	0	1500	0	0
B baseball	2000	8206	1000	4243	800	55	7991	7991	0	46,044	0	0
G cross country	750	360	400	625	300	394	3155	3155	0	0	0	0
B cross country	750	360	400	625	300	394	1438	1438	0	0	0	0
G golf	150	120	200	162	50	30	1386	1386	0	0	0	0
B golf	150	120	200	162	50	30	2477	2477	0	0	0	0
G soccer	1200	2057	600	409	500	152	4476	4476	0	285	0	0
B soccer	3500	782	400	641	200	473	5882	5882	0	285	0	0
G swimming NA												
B swimming NA												

"B" is for budgeted dollar amounts and "E" is for actual dollar expenditures. Expenditures should include items provided by third parties such as Booster Clubs.

Principal's Signature: Sara Wilson Date: 4-16-02

**2001-2002  
BUDGETED AND ACTUAL EXPENDITURES - PROGRAM COMPARISON CHART 2  
TO INCLUDE BOOSTER CLUB FUNDING**

Teams	equipment and supplies		travel		awards		coaches' salaries (to include supplemental and extended employment)		facilities improvements		publications (if sport-specific)	
	B	E	B	E	B	E	B	E	B	E	B	E
G track	875	0	300	128	100	188	2877	2877	0	0	0	0
B track	875	0	300	128	100	188	2877	2877	0	0	0	0
G tennis	270	132	150	100	50	0	1832	1832	0	0	0	0
B tennis	270	132	150	100	50	0	1832	1832	0	0	0	0
G volleyball	5000	2087	800	1157	400	1353	4727	4727	0	0	0	0
B wrestling												
G (list sport)												
B (football)	14600	81929	2000	5391	560	1936	25338	25338	0	0	0	2222
G (list sport)												
B (list sport)												

"B" is for budgeted dollar amounts and "E" is for actual dollar expenditures. Expenditures should include items provided by third parties such as Booster Clubs.

Principal's Signature: Sara Wilson Date: 4-16-02

## 2001-2002 KHSAA TITLE IX ATHLETICS AUDIT

KHSAA  
Form T41  
Rev. 07/01

### Checklist - Overall Interscholastic Athletics Program

Areas of Compliance	ADVANTAGE TO (Respond based on Internal Evaluation by checking the appropriate column.)		
	GIRLS' PROGRAM	BOYS' PROGRAM	NEITHER PROGRAM
BENEFITS			
Equipment and Supplies			✓
Scheduling of Games and Practice Time			✓
Travel and Per Diem Allowances			✓
Coaching			✓
Locker Rooms, Practice and Competitive Facilities			✓
Medical and Training Facilities and Services			✓
Publicity			✓
Support Services			✓
Athletic Scholarships			✓
Tutoring			✓
Housing and Dining Facilities and Services			✓
Recruitment of Student Athletes			✓

Principal's Signature:

*Sara Wilson*

Date:

*4-16-02*

School Name: Nelson County  
 School Year: 2001-2002  
 Principal's Signature: Sara Wilson  
 Date: 4/16/02

2001-2002

TITLE IX

CORRECTIVE ACTION PLAN

To complete this form, indicate the intended area which needs corrective action, the suggested change and time table for implementation. You may copy this form as needed. Please attach corrective action plans along with audit forms and submit by April 15, 2002.

ITEM FOR CORRECTION	SUGGESTED CHANGE	TIME TABLE FOR CORRECTIVE ACTION
① Baseball team currently using dressing rooms in school.	Build a dressing room for baseball and softball to share.	As soon as funds become available
② Baseball fans and players have no restroom facilities	Build restroom facilities for baseball and softball	As soon as funds become available
③ Softball team currently using dressing rooms in school.	Build a dressing room for baseball + softball to share	As soon as funds become available
④ Softball fans and players have no restroom facilities near the softball field	Build restroom facilities for baseball and softball	As soon as funds become available
⑤ Boys soccer team has one additional paid coach	Hire an additional coach for girls' soccer	2002-2003 school year

• An explanation (status report) is needed for all areas identified previously as items for correction as well as all areas currently identified as items for correction. This form shall be typed.

Principal's Signature: Sara Wilson Date: 4-16-02

**2001-2002 INTERSCHOLASTIC ATHLETICS SURVEY**

Summary Of Student Responses

School Name: Nelson County High School  
 School Enrollment: 1399  
 Date: 4/15/02  
 Completed By: Denny Bradley

Instructions:

1. Summarize the Student Athletics Interest Surveys Form T-61 by listing the total number of responses on the line next to each sport.
2. Under the Other Category please provide a listing of the sports as well as the number of students who are interested in participating.
3. Please sign and date the Summary Form (T-63) and mail the Summary Form only to the KHSAA by April 15, 2002. Do not mail the student surveys (Form T-61). However, these Forms should be maintained in your files in the event they are requested subsequently.

949 Number of Surveys  
949 Total Returned  
8-11 Grades Surveyed

How Was The Survey Administered? Given to 1st Block classes

and to all 8th grade classes at the middle school

Fall Sports (List Total Number of Participation Responses)

29 Cross Country (Girls)  
31 Cross Country (Boys)  
25 Field Hockey (Girls)  
202 Football (Boys)  
17 Golf (Girls)  
46 Golf (Boys)  
94 Soccer (Girls)  
64 Soccer (Boys)  
157 Volleyball (Girls)  
28 Volleyball (Boys)

Winter Sport (List Total Number of Participation Responses)

104 Basketball (Girls)  
144 Basketball (Boys)  
0 Gymnastics (Girls)  
22 Indoor Track (Girls)  
39 Indoor Track (Boys)  
137 Swimming & Diving (Girls)  
35 Swimming & Diving (Boys)  
87 Wrestling (Boys)

Spring Sport (List Total Number of Participation Responses)

<u>130</u>	Baseball (Boys)
<u>60</u>	Fast Pitch Softball (Girls)
<u>44</u>	Slow Pitch Softball (Girls)
<u>86</u>	Tennis (Girls)
<u>29</u>	Tennis (Boys)
<u>72</u>	Track (Girls)
<u>52</u>	Track (Boys)

Other Sports (From Student Survey T-61 Question 10)

Name of Sport	Number of Students Interested In Participating	
<u>cheerleading (1)</u>	<u>dirtbike racing (12)</u>	<u>street luge (1)</u>
<u>street hockey (2)</u>	<u>archery (5)</u>	<u>curling (1)</u>
<u>girls football (1)</u>	<u>rugby (1)</u>	<u>water polo (1)</u>
<u>indoor soccer (13)</u>	<u>pool (2)</u>	<u>snowboarding (1)</u>
<u>skating (2)</u>	<u>ping-pong (4)</u>	<u>racquetball (1)</u>
<u>ice skating (4)</u>	<u>paintball (1)</u>	
<u>bowling (5)</u>	<u>dodgeball (3)</u>	
<u>boxing (8)</u>	<u>skateboarding (6)</u>	
<u>lacrosse (7)</u>	<u>men's cheerleading (3)</u>	

Number of Students who participate in Intramural Sports.  
(From Student Survey T-61 Question 5)

Sport	Number	
<u>Swimming (1)</u>	<u>Baseball (3)</u>	<u>Dance (14)</u>
<u>Basketball (12)</u>	<u>Golf (13)</u>	<u>Powder Puff Football (1)</u>
<u>Soccer (23)</u>	<u>Boxing (1)</u>	
<u>Football (6)</u>	<u>Volleyball (5)</u>	
<u>Tennis (3)</u>	<u>Gymnastics (1)</u>	
<u>Paintball (1)</u>	<u>Equestrian (1)</u>	
<u>Track (5)</u>	<u>Cheerleading (3)</u>	

List Intramural Sports students are interested in adding:  
(From Student Survey T-61 Question 6)

Sport	Number	
<u>Swimming (10)</u>	<u>Ultimate Frisbee (1)</u>	<u>Kick boxing (1)</u>
<u>Hockey (5)</u>	<u>Lacrosse (1)</u>	
<u>Wrestling (5)</u>	<u>Skateboarding (5)</u>	
<u>Boxing (1)</u>	<u>Tennis (3)</u>	
<u>Softball (15)</u>	<u>Flag Football (1)</u>	
<u>Basketball (38)</u>	<u>Bowling (8)</u>	



Participation in Non-School Sports Activities  
(From Student Survey T-61 Question 7)

Sport	Number
Basketball (58)	Kick boxing (3)
Football (2)	Volley ball (8)
Soccer-Indoor (15)	Dance (18)
Baseball (42)	Gymnastics (15)
Wrestling (5)	Horse riding (4)
Swimming (2)	Softball (31)

Bowling (8)

Reasons for not participating in interscholastic athletics.  
(From Survey Question 8)

Response	Number
<u>59</u> I prefer other activities such as band, chorus, etc.	
<u>288</u> I don't have time	
<u>69</u> The practice schedules and game times are inconvenient	
<u>55</u> The sport I like isn't offered	
<u>28</u> It's too expensive	
<u>37</u> I prefer to participate in club or intramural sports	
<u>134</u> Working	
<u>126</u> Other	

Student Suggestions to encourage participation

- More rewards
- lower prices
- new coaches
- good coaches
- more pep rallies
- cut back on homework
- offer scholarships

Sara Wilson

Principal's Signature

4-16-02

Date